


# The long-term performance of Swiss equities and bonds (1926-2023)

Charts & Tables

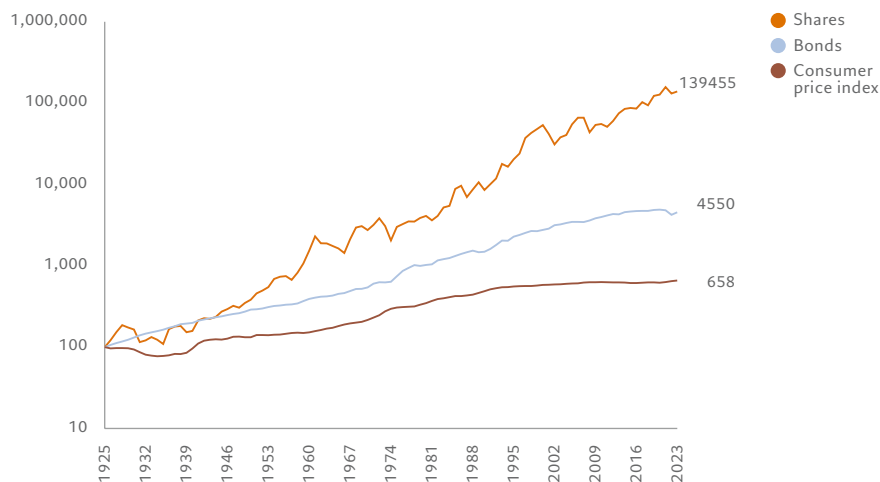


# Performance update of Swiss shares and bonds, 1926-2023

In January 1988, Pictet first published its long-term study into the performance of Swiss equities and bonds since 1926. Since 1998, this study has been updated annually.

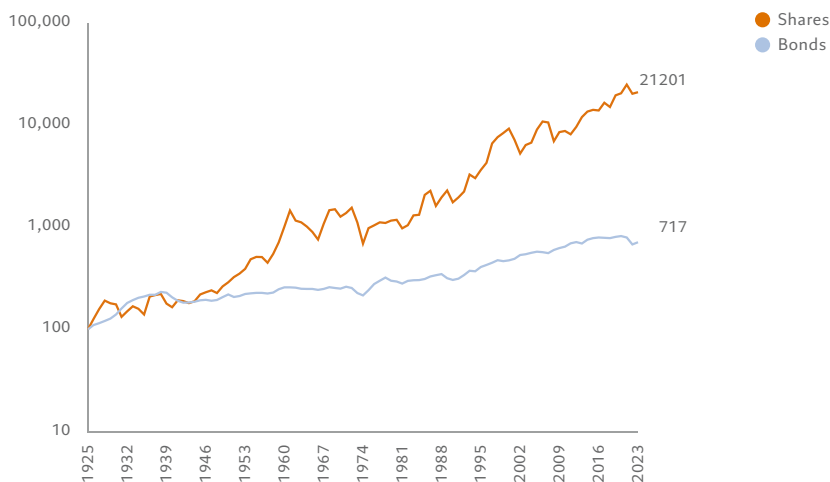
The charts in this document present the latest annual update.

GRAPH 1  
Nominal value of shares and bonds versus the consumer price index from 1926 to 2023 (31.12.1925 = 100)



Source: Banque Pictet & Cie SA. as of 31.12.2023

GRAPH 2  
Real value of Swiss shares and bonds from 1926 to 2023 (31.12.1925 = 100)



Source: Banque Pictet & Cie SA. as of 31.12.2023

Past performance should not be taken as a guide to or guarantee of future performance. Performances and returns may increase or decrease as a result of currency fluctuations.

**TABLE 1**  
**Technical breakdown of returns from Swiss shares and bonds, 1926-2023**

		SHARES	BONDS	SHARES	BONDS
		NOMINAL		REAL	
Return	Arithmetic average total return	9.5%	4.0%	7.5%	2.1%
Return	Geometric average total return	7.7%	4.0%	5.6%	2.0%
Risk	Standard deviation	20.0%	4.0%	19.7%	5.3%
Worst return (year)		-34.0% (2008)	-12.1% (2022)	-37.8% (1974)	-14.5% (2022)
Best return (year)		61.4% (1985)	16.6% (1975)	56.2% (1985)	14.9% (1976)
Correlation		28.1%		29.1%	

Source: Banque Pictet & Cie SA. as of 31.12.2023

**TABLE 2**  
**Annualised return of Swiss shares and bonds for various investment periods, 1926-2023**

INVESTMENT PERIOD	YEAR	RETURN ON SHARES (NOMINAL)	RETURN ON BONDS (NOMINAL)	OUTPERF. OF SHARES (NOMINAL)	RETURN ON SHARES (REAL)	RETURN ON BONDS (REAL)	OUTPERF. OF SHARES (REAL)	INFLATION (CPI)
2023	1	6.1%	7.4%	-1.3%	4.3%	5.6%	-1.3%	1.7%
2022 - 2023	2	-5.9%	-2.9%	-3.0%	-8.0%	-5.0%	-2.9%	2.3%
2021 - 2023	3	3.0%	-2.5%	5.5%	1.0%	-4.4%	5.4%	2.0%
2020 - 2023	4	3.2%	-1.7%	4.9%	1.9%	-2.9%	4.8%	1.3%
2019 - 2023	5	8.2%	-0.7%	8.9%	7.0%	-1.8%	8.8%	1.1%
2014 - 2023	10	6.4%	0.6%	5.8%	5.8%	0.3%	5.5%	0.5%
2009 - 2023	15	8.0%	1.6%	6.5%	7.7%	1.2%	6.5%	0.3%
2004 - 2023	20	6.7%	1.7%	5.0%	6.2%	1.4%	4.8%	0.5%
1994 - 2023	30	7.1%	2.7%	4.4%	6.4%	2.2%	4.2%	0.6%
1984 - 2023	40	8.6%	3.4%	5.2%	7.2%	2.2%	5.0%	1.3%
1974 - 2023	50	7.9%	4.0%	3.9%	6.1%	2.3%	3.7%	1.8%
1964 - 2023	60	7.4%	4.0%	3.4%	5.0%	1.8%	3.3%	2.3%
1954 - 2023	70	8.2%	3.9%	4.3%	5.9%	1.7%	4.2%	2.2%
1944 - 2023	80	8.4%	3.8%	4.6%	6.1%	1.7%	4.4%	2.1%
1934 - 2023	90	8.0%	3.8%	4.2%	5.5%	1.5%	4.1%	2.4%
1926 - 2023	98	7.7%	4.0%	3.7%	5.6%	2.0%	3.6%	1.9%

Source: Banque Pictet & Cie SA. as of 31.12.2023

Past performance should not be taken as a guide to or guarantee of future performance. Performances and returns may increase or decrease as a result of currency fluctuations.

**TABLE 3**  
**Nominal and real annual returns for Swiss stocks and bonds each year since 1926 (base = 100 on 31 December 1925)**

YEAR (DEC.)	NOMINAL SHARES		NOMINAL BONDS		CONSUMER PRICE INDEX <sup>1</sup>		REAL SHARES		REAL BONDS	
	INDEX	PERFORMANCE	INDEX	PERFORMANCE	INDEX	YEAR-ON-YEAR VARIATION	INDEX	PERFORMANCE	INDEX	PERFORMANCE
1925	100.00		100.00		100.00		100.00		100.00	
1926	121.69	21.69%	106.20	6.20%	96.46	-3.54%	126.15	26.15%	110.09	10.09%
1927	153.45	26.10%	111.90	5.37%	97.12	0.68%	158.00	25.24%	115.22	4.65%
1928	185.85	21.11%	117.47	4.98%	97.24	0.12%	191.12	20.97%	120.80	4.85%
1929	174.36	-6.18%	123.32	4.98%	96.82	-0.43%	180.08	-5.78%	127.37	5.44%
1930	164.67	-5.56%	131.02	6.24%	93.65	-3.28%	175.84	-2.35%	139.91	9.85%
1931	115.12	-30.09%	139.28	6.30%	86.81	-7.30%	132.61	-24.59%	160.44	14.67%
1932	121.06	5.16%	146.39	5.10%	80.58	-7.18%	150.24	13.30%	181.68	13.24%
1933	132.61	9.54%	152.06	3.87%	78.72	-2.31%	168.46	12.13%	193.17	6.33%
1934	123.00	-7.25%	157.41	3.52%	77.22	-1.90%	159.29	-5.45%	203.85	5.53%
1935	109.07	-11.33%	163.58	3.92%	77.94	0.93%	139.95	-12.14%	209.89	2.96%
1936	166.35	52.52%	172.98	5.75%	79.14	1.54%	210.21	50.21%	218.58	4.14%
1937	179.30	7.78%	180.40	4.29%	82.61	4.39%	217.03	3.25%	218.37	-0.10%
1938	182.52	1.80%	191.18	5.98%	82.07	-0.65%	222.38	2.47%	232.94	6.67%
1939	152.41	-16.50%	194.55	1.76%	85.13	3.73%	179.03	-19.50%	228.53	-1.89%
1940	157.93	3.62%	198.05	1.80%	95.86	12.61%	164.74	-7.98%	206.60	-9.60%
1941	212.67	34.66%	210.91	6.49%	110.49	15.26%	192.48	16.83%	190.88	-7.61%
1942	226.34	6.43%	218.40	3.55%	119.66	8.30%	189.15	-1.73%	182.51	-4.39%
1943	222.72	-1.60%	226.00	3.48%	123.08	2.86%	180.95	-4.33%	183.62	0.61%
1944	235.13	5.57%	232.89	3.05%	124.82	1.41%	188.38	4.10%	186.58	1.61%
1945	272.86	16.05%	239.11	2.67%	123.92	-0.72%	220.19	16.89%	192.95	3.42%
1946	293.57	7.59%	247.41	3.47%	127.10	2.56%	230.98	4.90%	194.66	0.88%
1947	322.54	9.87%	255.07	3.10%	133.87	5.33%	240.93	4.31%	190.53	-2.12%
1948	305.72	-5.21%	261.33	2.45%	134.65	0.58%	227.04	-5.76%	194.08	1.86%
1949	348.71	14.06%	273.30	4.58%	132.07	-1.91%	264.03	16.29%	206.93	6.62%
1950	382.47	9.68%	289.95	6.09%	132.07	0.00%	289.59	9.68%	219.54	6.09%
1951	457.18	19.53%	291.87	0.66%	140.47	6.35%	325.47	12.39%	207.78	-5.35%
1952	495.44	8.37%	298.37	2.23%	140.65	0.13%	352.26	8.23%	212.14	2.10%
1953	547.34	10.48%	310.36	4.02%	139.87	-0.55%	391.33	11.09%	221.89	4.60%
1954	690.43	26.14%	320.47	3.26%	141.97	1.50%	486.33	24.28%	225.74	1.73%
1955	731.78	5.99%	325.28	1.50%	142.81	0.59%	512.43	5.37%	227.78	0.90%
1956	747.29	2.12%	332.23	2.14%	145.92	2.18%	512.11	-0.06%	227.67	-0.05%
1957	670.66	-10.25%	334.88	0.80%	148.86	2.01%	450.53	-12.03%	224.96	-1.19%
1958	823.33	22.76%	344.55	2.89%	150.18	0.89%	548.23	21.69%	229.42	1.98%
1959	1 063.71	29.20%	368.60	6.98%	149.28	-0.60%	712.56	29.97%	246.92	7.62%
1960	1 536.64	44.46%	391.49	6.21%	151.92	1.77%	1 011.49	41.95%	257.70	4.37%
1961	2 295.59	49.39%	406.38	3.80%	157.25	3.51%	1 459.80	44.32%	258.42	0.28%
1962	1 888.94	-17.71%	416.00	2.37%	162.35	3.24%	1 163.50	-20.30%	256.24	-0.85%

Past performance should not be taken as a guide to or guarantee of future performance. Performances and returns may increase or decrease as a result of currency fluctuations.

**TABLE 3**  
**Nominal and real annual returns for Swiss stocks and bonds each year since 1926 (base = 100 on 31 December 1925)**

YEAR (DEC.)	NOMINAL SHARES		NOMINAL BONDS		CONSUMER PRICE INDEX <sup>1</sup>		REAL SHARES		REAL BONDS	
	INDEX	PERFORMANCE	INDEX	PERFORMANCE	INDEX	YEAR-ON-YEAR VARIATION	INDEX	PERFORMANCE	INDEX	PERFORMANCE
1963	1.885.96	-0.16%	421.09	1.22%	168.65	3.88%	1.118.30	-3.88%	249.69	-2.55%
1964	1.755.23	-6.93%	430.05	2.13%	172.54	2.31%	1.017.28	-9.03%	249.24	-0.18%
1965	1.632.37	-7.00%	450.80	4.83%	181.06	4.93%	901.59	-11.37%	248.98	-0.10%
1966	1.434.94	-12.09%	461.23	2.31%	189.33	4.57%	757.91	-15.94%	243.61	-2.16%
1967	2.112.10	47.19%	488.36	5.88%	195.98	3.51%	1.077.69	42.19%	249.18	2.29%
1968	2.946.26	39.49%	519.25	6.33%	200.30	2.20%	1.470.93	36.49%	259.24	4.03%
1969	3.078.38	4.48%	521.27	0.39%	204.92	2.30%	1.502.26	2.13%	254.38	-1.87%
1970	2.750.54	-10.65%	541.14	3.81%	216.07	5.44%	1.273.00	-15.26%	250.45	-1.55%
1971	3.176.88	15.50%	603.07	11.44%	230.40	6.63%	1.378.88	8.32%	261.75	4.51%
1972	3.835.42	20.73%	627.06	3.98%	246.16	6.84%	1.558.08	13.00%	254.73	-2.68%
1973	3.068.38	-20.00%	625.18	-0.30%	275.54	11.93%	1.113.59	-28.53%	226.89	-10.93%
1974	2.051.58	-33.14%	637.13	1.91%	296.34	7.55%	692.30	-37.83%	215.00	-5.24%
1975	3.010.83	46.76%	742.77	16.58%	306.53	3.44%	982.21	41.88%	242.31	12.70%
1976	3.248.25	7.89%	864.26	16.36%	310.49	1.29%	1.046.16	6.51%	278.35	14.87%
1977	3.511.09	8.09%	941.77	8.97%	314.03	1.14%	1.118.08	6.87%	299.90	7.74%
1978	3.493.12	-0.51%	1 019.84	8.29%	316.43	0.76%	1.103.93	-1.27%	322.30	7.47%
1979	3.874.88	10.93%	998.91	-2.05%	332.79	5.17%	1.164.35	5.47%	300.16	-6.87%
1980	4.109.96	6.07%	1 022.09	2.32%	347.42	4.40%	1.182.99	1.60%	294.19	-1.99%
1981	3.620.66	-11.91%	1 041.81	1.93%	370.32	6.59%	977.70	-17.35%	281.32	-4.37%
1982	4.100.60	13.26%	1 166.84	12.00%	390.53	5.46%	1.050.02	7.40%	298.79	6.21%
1983	5.219.84	27.29%	1 206.46	3.40%	398.74	2.10%	1.309.08	24.67%	302.57	1.27%
1984	5.455.78	4.52%	1 247.12	3.37%	410.43	2.93%	1.329.28	1.54%	303.86	0.43%
1985	8.803.26	61.36%	1 319.63	5.81%	423.86	3.27%	2.076.92	56.24%	311.34	2.46%
1986	9.658.27	9.71%	1 397.08	5.87%	423.86	0.00%	2.278.64	9.71%	329.61	5.87%
1987	7.003.98	-27.48%	1 467.90	5.07%	432.19	1.97%	1.620.56	-28.88%	339.64	3.04%
1988	8.657.62	23.61%	1 531.75	4.35%	440.65	1.96%	1.964.75	21.24%	347.61	2.35%
1989	10.613.00	22.59%	1 470.63	-3.99%	462.68	5.00%	2.293.81	16.75%	317.85	-8.56%
1990	8.563.13	-19.31%	1 488.72	1.23%	487.23	5.31%	1.757.51	-23.38%	305.55	-3.87%
1991	10.076.24	17.67%	1 610.80	8.20%	512.59	5.20%	1.965.75	11.85%	314.25	2.85%
1992	11.853.69	17.64%	1 804.42	12.02%	530.16	3.43%	2.235.89	13.74%	340.36	8.31%
1993	17.876.55	50.81%	2 038.63	12.98%	543.41	2.50%	3.289.73	47.13%	375.16	10.23%
1994	16.514.36	-7.62%	2 026.81	-0.58%	545.74	0.43%	3.026.03	-8.02%	371.39	-1.01%
1995	20.322.57	23.06%	2 275.70	12.28%	556.28	1.93%	3.653.32	20.73%	409.09	10.15%
1996	24.039.56	18.29%	2 398.13	5.38%	560.74	0.80%	4.287.09	17.35%	427.67	4.54%
1997	37.307.63	55.19%	2 534.07	5.67%	562.97	0.40%	6.626.88	54.58%	450.12	5.25%
1998	43.040.13	15.37%	2 678.67	5.71%	562.97	0.00%	7.645.14	15.37%	475.81	5.71%
1999	48.071.78	11.69%	2 666.88	-0.44%	572.74	1.73%	8.393.36	9.79%	465.64	-2.14%
2000	53.797.58	11.91%	2 758.34	3.43%	581.29	1.49%	9.254.87	10.26%	474.52	1.91%

Past performance should not be taken as a guide to or guarantee of future performance. Performances and returns may increase or decrease as a result of currency fluctuations.

**TABLE 3**  
**Nominal and real annual returns for Swiss stocks and bonds each year since 1926 (base = 100 on 31 December 1925)**

YEAR (DEC.)	NOMINAL SHARES		NOMINAL BONDS		CONSUMER PRICE INDEX <sup>1</sup>		REAL SHARES		REAL BONDS	
	INDEX	PERFORMANCE	INDEX	PERFORMANCE	INDEX	YEAR-ON-YEAR VARIATION	INDEX	PERFORMANCE	INDEX	PERFORMANCE
2001	41.947.34	-22.03%	2 864.04	3.83%	583.18	0.33%	7.192.87	-22.28%	491.11	3.50%
2002	31.061.38	-25.95%	3 155.89	10.19%	588.37	0.89%	5.279.18	-26.61%	536.37	9.22%
2003	37.914.69	22.06%	3 222.98	2.13%	591.87	0.59%	6.405.93	21.34%	544.54	1.52%
2004	40.527.26	6.89%	3 357.53	4.17%	599.75	1.33%	6.757.34	5.49%	562.24	2.81%
2005	54.958.26	35.61%	3 463.31	3.15%	605.79	1.01%	9.072.20	34.26%	576.56	2.12%
2006	66.316.40	20.67%	3 460.68	-0.08%	609.55	0.62%	10.879.58	19.92%	571.45	-0.69%
2007	66.280.59	-0.05%	3 443.53	-0.50%	621.76	2.00%	10.660.07	-2.02%	558.58	-2.45%
2008	43.714.34	-34.05%	3 599.60	4.53%	626.12	0.70%	6.981.74	-34.51%	600.20	3.80%
2009	53.848.00	23.18%	3 830.06	6.40%	627.89	0.28%	8.575.98	22.83%	626.24	6.10%
2010	55.419.67	2.92%	3 969.87	3.65%	631.16	0.52%	8.780.66	2.39%	645.47	3.11%
2011	51.140.66	-7.72%	4 161.58	4.83%	626.65	-0.71%	8.161.02	-7.06%	696.09	5.58%
2012	60.204.01	17.72%	4 336.68	4.21%	623.92	-0.43%	9.649.26	18.24%	716.82	4.66%
2013	75.014.32	24.60%	4 280.27	-1.30%	624.34	0.07%	12.014.93	24.52%	695.31	-1.37%
2014	84.767.01	13.00%	4 571.99	6.82%	622.29	-0.33%	13.621.76	13.37%	756.77	7.17%
2015	87.034.69	2.68%	4 652.97	1.77%	614.15	-1.31%	14.171.58	4.04%	783.93	3.12%
2016	85.807.07	-1.41%	4 714.22	1.32%	614.11	-0.01%	13.972.61	-1.40%	795.39	1.32%
2017	102.898.34	19.92%	4 720.45	0.13%	619.26	0.84%	16.616.35	18.92%	788.49	-0.70%
2018	94.079.50	-8.57%	4 723.56	0.07%	623.54	0.69%	15.087.93	-9.20%	784.75	-0.62%
2019	122.862.42	30.59%	4 867.52	3.05%	624.52	0.16%	19.672.96	30.39%	807.39	2.89%
2020	127.555.71	3.82%	4 911.47	0.90%	619.44	-0.81%	20.591.94	4.67%	821.36	1.73%
2021	157.383.74	23.38%	4 821.84	-1.82%	628.92	1.53%	25.024.35	21.52%	794.22	-3.30%
2022	131.450.70	-16.48%	4 238.33	-12.10%	646.69	2.83%	20.326.59	-18.77%	678.93	-14.52%
2023	139 455.22	6.09%	4 550.49	7.37%	657.78	1.71%	21 200.78	4.30%	716.64	5.55%

<sup>1</sup> Swiss Federal Statistical Office (SFSO)  
Source: Banque Pictet & Cie SA, as of 31.12.2023

### Appendix: where do our data come from?

Our study of Swiss equities and bonds, originally published in 1988 and updated annually since 1998, uses data going back to 1926. We have used the Swiss Performance Index (SPI) as a base for calculating equity returns since 1992. The Pictet Bond index is used for our analysis of the performance of Swiss bonds until end 2003. For reasons of simplicity and consistency, it was decided to

switch to the Swiss Bond Index Total Return AAA-BBB Index for annual returns since 2004. This switch has necessitated slight adjustments to historical data on bonds from 2004 to 2021. Such a change does not impact our past comments but will make future updates easier.

Past performance should not be taken as a guide to or guarantee of future performance. Performances and returns may increase or decrease as a result of currency fluctuations.

## Glossary of Risks

**Derivative and leverage risks:** Investing in derivative instruments or leveraging an investment can lead to a high degree of financial risk. Changes in the price of an underlying security, investment, interest rate or benchmark can result in proportionally larger changes in the price of the derivative instrument or investment, resulting in losses that can in certain circumstances exceed the cost of the investment. There is also a potential risk of default by a counterparty and the risk that these products may not be liquid.

**Commodity risk:** The value of commodity-linked instruments can fluctuate substantially due to changes in supply and demand as well as due to political, economic and market events.

**Company-specific risk:** Company-specific risk (or unsystematic risk) is specific to an individual company. For example, even if the stock market or the share prices of comparable companies are rising, certain company-specific news can have a negative impact on the share price.

This company-specific news can include negative events such as strikes, management crises and poor annual results as well as positive news such as winning a major contract, the launch of innovative products and a favourable market outlook. Extraordinary events within a company may cause the share price to fluctuate (volatility) and cannot be foreseen.

**Concentration risk:** Refers to identifying the risk in a portfolio arising from a concentration in a single asset, counterparty, sector or country.

**Counterparty/issuer risk:** The risk of losing part or all of an investment due to the insolvency of the issuer of the financial instrument. This risk is particularly relevant for structured products, derivatives and certain ETFs (exchange-traded funds).

**Country risk:** Country risk should be considered when investing in a foreign country and in particular in emerging markets, e.g. the risk of investing in shares of a foreign company that is exposed to the risk of nationalisation or the inability to repatriate proceeds of an investment due to capital controls.

**Credit and default risk:** This risk arises when the financial health of an issuer of a fixed-income security deteriorates, leading to the issuer's inability or unwillingness to repay the bond or meet contractual obligations (interest or principal repayments). This can result in a decline in the value of the bonds or render them worthless.

**Currency/exchange rate risk:** This risk arises when the reference currency differs from the investment currency. Fluctuations in foreign exchange rates directly impact (positively or negatively) the value/price or income of the holdings. Funds that attempt to hedge against currency risk can mitigate the direct impact of currency movements but cannot completely isolate the indirect effect of foreign exchange fluctuations. When investing in structured products, investors may benefit from an embedded hedge of the underlying currency risk that is referred to as a quanto.

**Economic risk:** The economic cycle and macroeconomic situation of a country, a region or the global economy can have a significant influence on prices of financial instruments.

**Emerging market risk:** Investing in emerging markets carries a heightened risk profile; liquidity may be less reliable and price volatility can be higher

than that experienced in more developed economies, potentially resulting in sudden and significant declines in value. Emerging markets have less sophisticated rules governing the clearing and settlement of transactions and investor protection.

**High yield bond risk:** Portfolios with high exposures to non-investment grade debt instruments (S&P/Moody's Credit Rating: BB+ and below) have a higher exposure to credit and default risk.

**Inflation risk:** Inflation risk should be considered in particular when investing in emerging markets or fixed-rate investments. Inflation is defined as the rate at which prices increase in an economy. Inflation can lead to currency depreciation and reduce the real returns of investments and financial instruments.

**Interest rate risk:** Changes in interest rates usually result in an opposite movement in the value of bonds and other debt instruments (e.g. a rise in interest rates is generally reflected by a fall in bond prices). The longer the maturity of the bond (the time when the principal is due to be repaid), the higher the interest risk. This is the commonly referred to as duration risk.

**Liquidity risk:** When market conditions are unusual or characterised by particularly low volumes, a portfolio can encounter difficulties in valuing and/or trading some of its assets. For funds, liquidity constraints can arise, resulting in limited availability for subscriptions and redemptions or lockups can be imposed, meaning investors are subject to market risk during interim pricing periods and may have limited ability to access funds at short notice. For structured products, liquidity risk could materialize before maturity as investors can encounter difficulties in selling the product on the secondary market. The investor may receive less than their initial investment if the product is sold on the secondary market (if the parameters impacting the product market value are unfavourable).

**Market risk:** Financial instruments are subject to price fluctuation/volatility and to political and economic risks which can significantly impact the performance of the financial instrument/portfolio.

**Political risk:** Countries with unstable political leadership or where politics strongly influence markets and business practices may be subject to greater volatility. Political risk may include potential for currency controls that would disrupt the financial markets in that country.

**Reinvestment risk:** The risk that coupons from a bond will not be reinvested at the same interest rate as when the bond was issued. This risk is related to the fluctuation of interest rates, where an increase in interest rates will be positive for the investor and a decrease unfavourable.

**Risks linked to costs/charges:** All investments incur various charges regardless of whether or not the investment return is positive or negative. When the investment return is very low or negative, these charges can significantly impact the overall return.

**Smaller company risk:** Securities of smaller companies may be less liquid than larger companies. Securities of smaller companies may be more price volatile and entail greater risk.

**Sustainability risk:** The risk arising from any environmental, social or governance events or conditions that, were they to occur, could have a material negative impact on the value of the investment. Specific ESG/sustainability risks vary for each compartment and asset class and include, but are not limited to, the following:

\* **Climate transition risk:** This refers to the risk associated with the exposure to issuers that may be negatively affected by the transition to a low-carbon economy due to their involvement in fossil fuel exploration, production, processing, trading and sale, or their dependency on carbon-intensive materials, processes, products and services. Transition risk may result from several factors, including rising costs and/or the limitation of greenhouse gas emissions, energy-efficiency requirements, the reduction in fossil fuel demand or the shift to alternative energy sources due to policy, regulatory, technological and market demand changes. Transition risks can negatively affect the value of investments by impairing assets or revenues, or by increasing liabilities, capital expenditures, operating and financing costs.

\* **Climate physical risk:** This refers to the risk associated with the exposure to issuers that may be negatively affected by the physical impact of climate change. Physical risk includes acute risks arising from extreme weather events such as storms, floods, droughts, fires or heatwaves, and chronic risks from gradual climate changes, such as changing rainfall patterns, rising sea levels, ocean acidification, and biodiversity loss. Physical risks may negatively affect the value of investments by impairing assets, productivity or revenues, or by increasing liabilities, capital expenditures, operating and financing costs.

\* **Environmental risk:** This refers to the risk associated with the exposure to issuers that may be affected by environmental degradation and/or the depletion of natural resources. Environmental risk can result from air pollution, water pollution, waste generation, the depletion of freshwater and marine resources, the loss of biodiversity or damages to ecosystems. Environmental risks can negatively affect the value of investments by impairing assets, productivity or revenues, or by increasing liabilities, capital expenditures, operating and financing costs.

\* **Social risk:** This refers to the risk associated with the exposure to issuers that may be negatively affected by social factors such as poor labour standards, human rights violations, damages to public health, data privacy breaches or increased inequalities. Social risks can negatively affect the value of investments by impairing assets, productivity or revenues, or by increasing liabilities, capital expenditures, operating and financing costs.

\* **Governance risk:** This refers to the risk associated with issuers that may be negatively affected by weak governance structures. For companies, governance risk can result from malfunctioning boards, inadequate remuneration structures, abuses of minority shareholders or bondholders' rights, deficient controls, aggressive tax planning and accounting practices or lack of business ethics. For countries, governance risk can stem from governmental instability, bribery and corruption, privacy breaches and lack of judicial independence. Governance risk may negatively affect the value of investments due to poor strategic decisions, conflicts of interest, reputational damages, increased liabilities or loss of investor confidence.

Our investments take into account Sustainability Risks, by integrating in the investment process Environmental Social and Corporate Governance (ESG) factors, based on proprietary and third-party research, to evaluate both investment risks and opportunities.



Consequent impacts to the occurrence of Sustainability Risks can be many and varied according to a specific risk, region or asset class. Generally, when a Sustainability Risk occurs for an asset, there will be a negative impact and potentially a partial or total loss of its value. However, the integration of Sustainability Risks analysis should mitigate the impact of such risks on the value of the investments and could help enhance long-term risk adjusted returns for investor.

Source: SIX Swiss Exchange

**Index and data provider disclaimers:**

Any index data referenced herein remains the property of the Data providers.

Data providers Disclaimers are available on this link or QR Code <https://www.pictet.com/ch/en/legal-documents-and-notes/important-legal-information-glossaries-and-disclaimers/disclaimers-third-party-data-providers>



**Glossary of terms:** Available on this link or QR Code: <https://www.pictet.com/content/dam/www/documents/legal-and-notes/PWM-Glossary-of-risks-EN.pdf> [coredownload.pdf](#)



This is a marketing communication (herein after “the Document”) and shall only be read and/or used by its addressee and is not intended for and shall neither be provided to nor used by persons who are citizens of, domiciled or resident in, or entities registered in a country or a jurisdiction in which its distribution, publication, provision or use would violate current laws and regulations. It does not constitute an advice, offer, an invitation to offer or solicitation to buy, sell or subscribe for any securities, commodities, derivatives, or other financial instruments (collectively referred to as Investment(s)”) or to enter into any legal relations or agreement, nor as advice or recommendation with respect to any investment(s). The financial instruments mentioned in this material might not be registered with or approved by the relevant regulatory authority. Public distribution may therefore not be permitted, and private placements may be restricted to specific type of clients. Offerings are only allowed in accordance with the applicable local laws and regulations. Detailed selling restrictions of the relevant Investment(s) may apply and need to be considered. This Document is intended for general circulation, and it is not directed at any particular person. This Document sets forth neither a personal recommendation tailored to the needs, knowledge or experience, sustainability preferences, if any, objectives, and financial situation of any individual or company. This Document and/or the Investment(s) mentioned herein might not be suitable for you and should not be considered as a suitability report as the bank has not

received all the necessary information on the recipient to complete its suitability assessment that covers the recipient’s knowledge and experience, tolerance to risk, sustainability preference, if any, investment needs and the recipient’s ability to absorb financial risk. Therefore, the bank accepts no fiduciary duties to any investors in this regard, except as required by applicable laws and regulations. Therefore, investors should seek independent financial advice regarding the appropriateness of investing in any Investment(s) or adopting any strategies discussed in this Document. Should its addressee decide to proceed to any transaction in relation to an Investment(s) referred to herein, this will be his sole responsibility, and the suitability/appropriateness of the transaction and other financial, specific financial risks as well as any legal, regulatory, credit, tax and accounting consequences should be assessed by an expert. This Document is not to be relied upon in substitution for the exercise of independent judgment, you are fully responsible for your Investment(s). Furthermore, the bank makes no representations and gives no advice concerning the appropriate accounting treatment or possible tax consequences of any Investment(s). The information contained herein is not the result of independent financial analysis and does therefore not qualify as financial research. The information, tools and material presented in this Document are provided for information purposes only and the bank cannot be held liable for any fluctuation of the price of the securities. All information and opinions expressed in this Document were obtained in good faith from sources believed to be reliable. Prices, values, or returns of any Investment(s) mentioned in this Document are based on the bank’s customary sources of financial data. Unless specifically stated otherwise, such information and opinions are indicative only and may change without notice. The bank is under no obligation to update the information contained in this Document and no representation or warranty, express or implied, is made as to its accuracy or completeness. Accordingly, the bank accepts no liability for loss arising from the use of or reliance on this Document presented for information purposes only.

The market value of Investment(s) may fall as well rise without notice, on the basis of economic, financial or political changes, the remaining term to maturity, market conditions, the volatility and solvency of the issuer or the benchmark issuer. Some Investment(s) may not be readily realizable as the relevant market may be illiquid. Moreover, exchange rates may have a positive or negative effect on the value, the price or the return of the respective Investment(s) mentioned in this Document. The political and economic situation in emerging countries is significantly less stable than in industrialized countries and related Investment(s) are exposed to higher risks and volatility. Forecasts and past performance are not reliable indicators or guarantees of future results. No express or implied warranty is given as to future performance. No representation or warranty expressed or implied in this Document is made by the bank regarding future performances. Accordingly, investors must be willing and able to assume all risks and may receive back less than originally invested. Any performance shown does not take into account commissions and costs (which negatively impact the performance). You shall only take investment decisions when you fully understand the relevant Investment(s) and the involved risks. In particular, the relevant investment(s) documentation (such as the issuance program, final terms, prospectus, simplified prospectus, private placement memorandum and key

(investor) information document) shall be read. Structured products are complex financial products and involve a high degree of risk. The value of structured products depends not only on the performance of the underlying asset(s), but also on the credit rating of the issuer. Furthermore, the investor is exposed to the risk of default of the issuer/guarantor. If this Document contains a link to a product documentation including Swiss Key Information Document or a key Information Document of a Package Retail and Insurance-based Investment Products (“KIDs”), please note that respective product documentation may change without notice. In order to access the most recent version of the respective KID/other product document, click on the link immediately it before confirming to the bank your decision to invest. If you have not been provided with a link to access the relevant document, or if you are in any doubt as to what the latest version of the respective KID/other product document is, or where it can be found, please ask your usual Pictet contact. If the bank is not the manufacturer of the product(s), the KID/other documents is provided by a third party (the “Third Party Document”). The Third-Party Document is obtained from sources believed to be reliable. The bank does not make any guaranty or warranty as to the correctness and accuracy of the data contained in the Third-Party Document.

The Bank may not be held liable for an investment decision or other transaction made based on reliance on, or use of, the data contained in the Third-Party Document. Should you subscribe to the Investment(s) marketed herein, you acknowledge that you have (i) received, in good time, read and understood any relevant documentation linked to the Investment(s), including, as the case may be, the respective KID/other document; (ii) taken note of the investment(s) restrictions; and (iii) met the applicable subjective and objective eligibility conditions to invest in the Investment(s). The bank, if necessary, may rely on these acknowledgements and receive your order, to transmit them to another professional, to execute them and sign, on your behalf, any documents or certificates needed to subscribe to the Investment(s), according to the relevant clauses of your mandate as well as the General Conditions or Terms and Conditions of the bank. Further, by subscribing to the product(s), you agree to indemnify and hold harmless the bank for any and all claims, losses and damages it may incur in connection with the investment in the product(s). Any form of reproduction, copying, disclosure, modification and/or publication in any form or by any means whatsoever is not permitted without the prior written consent of the bank and no liability whatsoever will be incurred by the bank. The addressee of this document agrees to comply with the applicable laws and regulations in the jurisdictions where they use the information provided in this document.

All right reserved. Copyright 2024.

**Distributor: Banque Pictet & Cie SA**, route des Acacias 60, 1211 Genève 73, Switzerland, is established in Switzerland and licensed under Swiss Law and therefore subject to the supervision of the Swiss Financial Market Supervisory Authority (FINMA), Laupenstrasse 27, 3003 Berne, Switzerland. The information contained in this Document is not the result of independent financial analysis and does therefore not qualify as financial research within the meaning of the Swiss Bankers Association’s Directives on the Independence of Financial Research, nor as investment research for the purposes of the relevant EU MiFID provisions. You shall only take investment decisions when



you fully understand the relevant Investment(s) and the involved risks. Therefore, you shall read the brochure "Risk Involved in Trading Financial Instruments" of the Swiss Bankers Association. Structured products do not qualify as collective investment schemes within the meaning of the Swiss Federal Act on Collective Investment Schemes (CISA) and are therefore not subject to the regulations of the CISA or the supervision of the Swiss Financial Market Supervisory Authority (FINMA).

**Distributor: Bank Pictet & Cie (Europe) AG** is a credit institution incorporated under German law with head office Neue Mainzer Str. 2-4, 60311 Frankfurt am Main, Germany, authorised and regulated by the Bundesanstalt für Finanzdienstleistungsaufsicht, the German Federal Financial Supervisory Authority (BaFin).

**Bank Pictet & Cie (Europe) AG, succursale de Luxembourg**, is authorised and regulated by the Bundesanstalt für Finanzdienstleistungsaufsicht (BaFin) and is subject to limited regulation by the Luxembourg Financial Authority, Commission de Surveillance du Secteur Financier (CSSF);

**Bank Pictet & Cie (Europe) AG, succursale de Paris**, is authorised and regulated by the Bundesanstalt für Finanzdienstleistungsaufsicht (BaFin) and is subject to limited regulation by the ACPR (Autorité de Contrôle Prudentiel et de Résolution) and the AMF (Autorité des Marchés Financiers);

**Bank Pictet & Cie (Europe) AG, succursale italiana**, is authorised and regulated by the Bundesanstalt für Finanzdienstleistungsaufsicht (BaFin) and is subject to limited regulation by the Consob (Commissione Nazionale per le Società e la Borsa);

**Bank Pictet & Cie (Europe) AG, sucursal en España**, is authorised and regulated by the Bundesanstalt für Finanzdienstleistungsaufsicht (BaFin) and is subject to limited regulation by the Bank of Spain and CNMV (Comisión Nacional del Mercado de Valores); **Bank Pictet & Cie (Europe) AG, succursale de Monaco**, is authorised and regulated by the Bundesanstalt für Finanzdienstleistungsaufsicht (BaFin) and is subject to limited regulation by the Commission for the CCAF (Control of Financial Activities).

**Bank Pictet & Cie (Europe) AG, succursale de Monaco**, is authorised and regulated by the Bundesanstalt für Finanzdienstleistungsaufsicht (BaFin) and is subject to limited regulation by the Commission for the CCAF (Control of Financial Activities). This document sets forth neither an investment advice under MiFID, nor the results of investment research within the meaning of MiFID. You shall only take investment decisions when you fully understand the relevant investment(s) and the involved risks. Therefore, you shall read the brochure "General description of risks pertaining to financial instruments".

**Distributor: Bank Pictet & Cie (Europe) AG, London Branch**. Pictet London Branch is a branch of Bank Pictet & Cie (Europe) AG. Bank Pictet & Cie (Europe) AG is a credit institution incorporated in Germany and registered with the Handelsregister, the German Commercial Register under the no. HRB 131080. Its head office is at Neue Mainzer Str. 2-4, 60311 Frankfurt am Main, Germany. Bank Pictet & Cie (Europe) AG is authorised and regulated by the Bundesanstalt für Finanzdienstleistungsaufsicht, the German Federal Financial Supervisory Authority (BaFin). Pictet London Branch is registered as a UK establishment with Companies House (establishment number BR016925) and its UK establishment office address is Stratton House, 6th Floor, 5 Stratton Street, London W1J 8LA. Authorised by the Prudential Regulation Authority (PRA) and subject

to regulation by the Financial Conduct Authority (FCA) and limited regulation by the Prudential Regulation Authority. Details about the extent of our regulation by the Prudential Regulation Authority are available from us on request. This document sets forth neither an investment advice as defined in the Financial Conduct Authority's Handbook of rules and guidance (the "FCA Handbook"), nor the results of investment research within the meaning of the FCA Handbook. You shall only take investment decisions when you fully understand the relevant investment(s) and the involved risks. Therefore, you shall read Appendix 4: Risk Warnings Relating to Trading in Financial Instruments of the Terms and Conditions of Pictet London Branch.

**Distributor: Pictet Bank & Trust Limited** is licensed and regulated by the Central Bank of The Bahamas and the Securities Commission of The Bahamas. Its registered office is situated at Building 1, Bayside Executive Park, West Bay Street & Blake Road, Nassau, New Providence, The Bahamas. You shall only take investment decisions when you fully understand the relevant investment(s) and the involved risks. Therefore, you shall read the brochure "Risk Involved in Trading Financial Instruments" of the Swiss Bankers Association.

**Distributors: Bank Pictet & Cie (Asia) Ltd ("BPCAL")** in Singapore and/or Banque Pictet & Cie SA, Hong Kong Branch ("Pictet HK Branch") in Hong Kong. The information, tools and material presented in this document are provided for information purposes only and are not to be used or considered as an offer, an invitation to offer or solicitation to buy, sell or subscribe for any securities, commodities, derivatives, (in respect of Singapore only) futures, or other financial instruments (collectively referred to as "investment(s)") or to enter into any legal relations, nor as advice or recommendation with respect to any investment(s). This document does not constitute the investment policy of BPCAL/Pictet HK Branch or an investment recommendation, and merely contains the different assumptions, views and analytical methods of the analysts who prepared them. BPCAL/Pictet HK Branch may have issued or distributed other reports or documents that are inconsistent with, and reach different conclusion from, the information presented in this document. BPCAL/Pictet HK Branch reserves the right to act upon or use any of the information in this document at any time, including before its publication herein. BPCAL/Pictet HK Branch and its affiliates (or employees thereof) may or may not have long or short positions in, and buy or sell, or otherwise have interest in, any of the Investment(s) mentioned herein, and may or may not have relationships with the issuers of or entities connected with Investments mentioned in this document. BPCAL/Pictet HK Branch and their affiliates (or employees thereof) may have material interests that conflict with the interests of the recipient of this document. In these respects, BPCAL/Pictet HK Branch and their affiliates (or employees thereof) may act inconsistently with the information and/or opinions presented in this document. The information used to prepare this document and/or any part of such information, may have been provided or circulated to employees and/or one or more clients of BPCAL/Pictet HK Branch before this document was received by you and such information may have been acted upon by such recipients or by BPCAL/Pictet HK Branch.

**Singapore:** This document is not directed to, or intended for distribution, publication to or use by, persons who are not accredited investors, expert investors or institutional investors as defined in section 4A of the

Securities and Futures Act 2001 of Singapore ("SFA") or any person or entity who is a citizen or resident of or located in any locality, state, country or other jurisdiction where such distribution, publication, availability or use would be contrary to law or regulation or would subject BPCAL and any of its affiliates or related corporations to any prospectus or registration requirements. BPCAL is a wholesale bank regulated by the Monetary Authority of Singapore ("MAS") under the Banking Act 1970 of Singapore, an exempt financial adviser under the Financial Advisers Act 2001 of Singapore and an exempt capital markets licence holder under the SFA. Please contact BPCAL in Singapore in respect of any matters arising from, or in connection with this document.

**Hong Kong:** This document is not directed to, or intended for distribution, publication to or use by, persons who are not professional investors within the meaning of the Securities and Futures Ordinance (Chapter 571 of the Laws of Hong Kong) and any rules made thereunder (the "SFO") or any person or entity who is a citizen or resident of or located in any locality, state, country or other jurisdiction where such distribution, publication, availability or use would be contrary to law or regulation or would subject Pictet HK Branch and any of its affiliates or related corporations to any prospectus or registration requirements. If you do not want Pictet HK Branch to use your personal information for marketing purposes, you can request Pictet HK Branch to stop doing so without incurring any charge to you. To make this request, please contact our Data Protection Officer by e-mail at [asia-data-protection@pictet.com](mailto:asia-data-protection@pictet.com) or by post to the address of Pictet HK Branch provided below. In distributing an investment product as agent for a third-party service provider, Pictet HK Branch distributes the product for the third-party service provider and the product is a product of the third-party service provider but not Pictet HK Branch. In respect of an eligible dispute (as defined in the Terms of Reference for the Financial Dispute Resolution Centre in relation to the Financial Dispute Resolution Scheme) arising between Pictet HK Branch and you out of the selling process or processing of the related transaction, Pictet HK Branch is required to enter into a Financial Dispute Resolution Scheme process with you; however, any dispute over the contractual terms of the product should be resolved directly between the third-party service provider and you. Banque Pictet & Cie SA is a limited liability company incorporated in Switzerland. It is an authorized institution within the meaning of the Banking Ordinance and a registered institution (CE No.: BMG891) under the SFO carrying on Type 1 (dealing in securities), Type 4 (advising on securities) and Type 9 (asset management) regulated activities. The registered address of Pictet HK Branch is 9/F., Chater House, 8 Connaught Road Central, Hong Kong.

**Warning:** The contents of this document have not been reviewed by any regulatory authority in Hong Kong. You are advised to exercise caution in relation to the Investments. If you are in any doubt about any of the contents of this document, you should obtain independent professional advice. Please contact Pictet HK Branch in Hong Kong in respect of any matters arising from, or in connection with this document.

For information about personal data protection, please refer to the Pictet Group's Privacy Notice available at [www.pictet.com/privacynote](http://www.pictet.com/privacynote).

[pictet.com/wealth-management](https://pictet.com/wealth-management)